

# Dudley Shelters



Dudley shelter shown with optional Sheffield Rack.

If sited within 5 miles of the coast, we strongly recommend an additional weather treatment for the steel work. This is available for a modest additional charge.

The Dudley Shelter combines contemporary design at a competitive price. This Shelter is available with a perspex roof and optional end panels in a galvanised and powder coated finish.

- ☑ Leg frames can either be bolted to the floor or grouted into the ground.
- ☑ Designed for use with our Sheffield Loops and Racks, please see page 130.
- ☑ Initial shelters can be linked side by side to form longer runs.
- ☑ Adjustable feet for on-site positioning.
- ☑ Supplied with a 4mm PETG perspex roof.
- ☑ Available in galvanised or galvanised and powder coated finish.



Sheffield Loops also available, please see Pg 130

### Colour options

Please add corresponding letters to the end of the code



### Dudley Cycle Shelter

Height x Depth	Width	With Perspex End Panels	Galvanised	Galvanised & Powder Coated
2230mm high 2150mm deep	2000	Without Perspex	SCDUD2020VXX	SCDUD2020JX
	4000		SCDUD4020VXX	SCDUD4020JX
	2000	With Perspex	SCDUD2020VPX	SCDUD2020JP
	4000		SCDUD4020VPX	SCDUD4020JP



Kenilworth shelter shown with 4 optional Sheffield loops.

If sited within 5 miles of the coast, we strongly recommend an additional weather treatment for the steel work. This is available for a modest additional charge.

The Kenilworth is an attractive, curved cycle shelter, popular with schools and colleges and offers floor to roof level protection from the prevailing elements. This is a tough, robust structure with vandal resistant features.

Zinc coated with a powder coated finish in a range of RAL colours - also available fully galvanised.

Leg frames can either be bolted to the floor or grouted into the ground.

Designed for use with our Sheffield and Loops and Racks, please see page 130.

Initial shelters can be linked side by side to form longer runs.

The Kenilworth is also available as a cycle compound, with or without security gates, please call sales for details.

Supplied with a 5mm PETG perspex roof and sides.

Colour options

Please add corresponding letters to the end of the code



Kenilworth Cycle Shelter

Height x Depth	Width	Galvanised	Powder Coated
2230mm high 2150mm deep	2000	SCKN2020OV	SCKN2020OJ
	3000	SCKN3020OV	SCKN3020OJ
	4000	SCKN4020OV	SCKN4020OJ
	5000	SCKN5020OV	SCKN5020OJ

## kenilworth porch shelters



Shelter shown with anti-crawl system, please call sales for details

With all the benefits of our Kenilworth shelter but with the added security of a lockable door.

Constructed from heavy duty box section welded end frames.

Curved roof design to allow water to drain away.

Excellent visibility due to clear PETG cladding.

Base plate or sub fixing.

A range of colours are available, please state upon order.



### Kenilworth Secure Shelter

Size H.D mm	Width mm	Door Option	Galvanised	Powder Coated
2500.3200	3000	Prespex Door	SCKP3032PGOV	SCKP3032PGOJ
	4000		SCKP4032PGOV	SCKP4032PGOJ
	5000		SCKP5032PGOV	SCKP5032PGOJ
	3000	Decorative Steel Door	SCKP3032SGOV	SCKP3032SGOJ
	4000		SCKP4032SGOV	SCKP4032SGOJ
	5000		SCKP5032SGOV	SCKP5032SGOJ

## Kenilworth Cycle Compound shelters



Kenilworth compound shelter shown with optional Sheffield loops

Attractive, domed cycle compound, ideal for schools, colleges and workplaces. Tough, robust structure and gate with vandal resistant features.

Zinc coated with a powder coated finish, also available galvanised.

Leg frames can either be bolted to the floor or grouted into the ground. A range of colours are available, please state upon order.



### Kenilworth Cycle Compound

Size H.D mm	Width mm	Galvanised Code	Powder Coated Code
2230.5500	4000	SCKEN4055GOV	SCKEN4055GOJ
	8000	SCKEN8055GOV	SCKEN8055GOJ
	12000	SCKEN1255GOV	SCKEN1255GOJ

## cycle shelter installation



In addition to designing, manufacturing and delivering your QMP shelters, we can also install at your customers premises. For a moderate charge, our expert installation crews, backed by our professional project management team, will ensure your order is installed on-site at a convenient time and to the highest standards.

Our experienced and fully trained installation team:

- n Work safely within current Health & Safety regulations and willingly comply with site rules and regulations.
- n Work quickly to minimise disruption.
- n Bring all necessary tools and equipment with them.
- n Are courteous and friendly at all times.
- n Carry ID if required.
- n Ask for a signature to confirm complete satisfaction of work.

Our service includes:

- n Moving the order from point of delivery to point of use.
- n Unpacking the order from its protective transit packaging.
- n Assembling all product supplied in flat pack format.
- n Positioning the product in the correct place.
- n Securing product to wall or floor as applicable.
- n By prior arrangement, carrying out limited selected ground works.

# Compound shelters



Shown with security canopy.

If sited within 5 miles of the coast, we strongly recommend an additional weather treatment for the steel work. This is available for a modest additional charge.

A stylish compound with facilities to house up to 48 bikes. Fitted with a curved roof, made from UV resistant opaque polycarbonate panels and optional central security canopy for extra security and weather protection.

Covered shelter for minimum of 16 bikes - larger sizes available to accommodate higher numbers.

Attractive gate with hasp to take padlock (padlock not included).

Side panels made from tough clear perspex.

Optional central security canopy.

Comes complete with twin level bike racks.

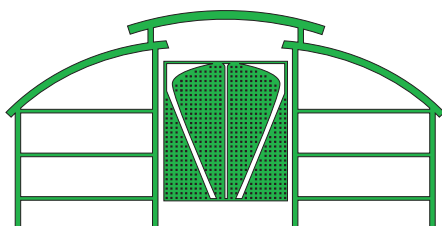
All metal parts powder coated for improved weather resistance.

Must be bolted to 250mm thick concrete (fixings included).

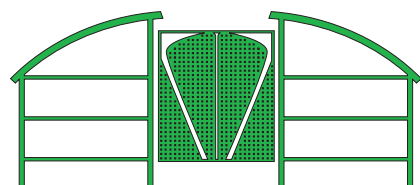
Delivered in knock-down form.

## Colour options

Please add corresponding letters to the end of the code



Compound with lockable gate and security canopy



Compound with lockable gate

### Cycle Compound With Lockable Gate & Canopy

Size H.W.D.	Stores	Code
2625.5500.3000	16 Bikes	SWC215530S2
2625.5500.6000	32 Bikes	SWC215560S4
2625.5500.9000	48 Bikes	SWC215590S6

### Cycle Compound With Lockable Gate

Size H.W.D.	Stores	Code
2325.5500.3000	16 Bikes	SWC215530G2
2325.5500.6000	32 Bikes	SWC215560G4
2325.5500.9000	48 Bikes	SWC215590G6



Comes complete with twin-level integrated bike rack

If sited within 5 miles of the coast, we strongly recommend an additional weather treatment for the steel work. This is available for a modest additional charge.

The Premier Cycle Shelter has a more curved, contemporary design intended to blend into both traditional and modern environments, thus providing tidy and secure storage of cycles on any site.

Choice of clear perspex or powder coated steel side & back panels.

Adjustable feet for on-site positioning.

Parabolts for surface mounting included. Must be bolted to 250mm thick concrete for stability.

Site survey and erection service available.

Comes complete with twin-level integrated bike rack for 8 bikes

When ordering extension frame please refer to colour code at the bottom left of the page.




Colour options

Frame Colour Options



Extension Frame Colour Options



Please add corresponding letters to the end of the code

Premier Shelter - Clear Perspex Sides			
Size H.W.D.	Code	Initial	Extension
2320.3000.2100	SC223021X		

Premier Shelter - Perforated Steel Sides			
Size H.W.D.	Code	Initial	Extension
2320.3000.2100	SC223021P		

# tintagel Shelters



Off-centre Tintagel shelter shown with optional 5 loop Sheffield toast rack.

If sited within 5 miles of the coast, we strongly recommend an additional weather treatment for the steel work. This is available for a modest additional charge.

The Tintagel cycle shelter is a simple yet modern design and has a robust, all weather construction. A unique design feature of the Tintagel is that the leg frames can be used as racks to provide additional cycle parking spaces if required.

Easily accessed from both sides.

Zinc coated with a powder coated finish in a range of RAL colours - also available fully galvanised.

Leg frames can either be bolted to the floor or grouted into the ground.

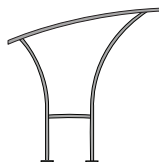
Designed for use with our Sheffield and Harrogate stands and racks.

The standard Tintagel design is off-centre, where one side is lower than the other; other configurations are also available.

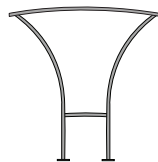
Please see below.

## Colour options

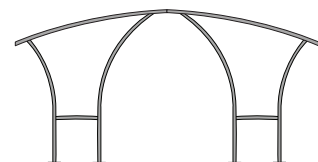
Please add corresponding letters to the end of the code



**Off-Centre version**  
one side lower than the other



**Centre version**  
all legs are of equal length



**Double Width version**  
two off-centre units joined together

Tintagel Cycle Shelter - Off Centre			
Height x Depth	Width	Galvanised	Powder Coated
	2000	SCTT2020FV	SCTT2020FJ
2530mm high at front 2160mm high at rear 2150mm deep	3000	SCTT3020FV	SCTT3020FJ
	4000	SCTT4020FV	SCTT4020FJ
	5000	SCTT5020FV	SCTT5020FJ

Tintagel Cycle Shelter - Centred			
Height x Depth	Width	Galvanised	Powder Coated
	2000	SCTT2020NV	SCTT2020NJ
2530mm high 2150mm deep	3000	SCTT3020NV	SCTT3020NJ
	4000	SCTT4020NV	SCTT4020NJ
	5000	SCTT5020NV	SCTT5020NJ



Dalton shelter shown with 5 optional Sheffield loops.

If sited within 5 miles of the coast, we strongly recommend an additional weather treatment for the steel work. This is available for a modest additional charge.

The Dalton cycle shelter is a simple yet modern design and has a robust, all weather construction.

Easily accessed from both sides.

Zinc coated with a powder coated finish in any RAL colour – also available fully galvanised.

Leg frames can either be bolted to the floor or grouted into the ground.

Designed for use with the Sheffield and Harrogate stands and racks.

Ideal for schools, colleges & workplaces.



### Colour options

Please add corresponding letters to the end of the code



#### Dalton Shelter - Powder Coated

Size H.W.D.	Code
2530 x 2000 x 2540	SCDLTN2020P
2530 x 3000 x 2540	SCDLTN3020P
2530 x 4000 x 2540	SCDLTN4020P

#### Dalton Shelter - Galvanised

Size H.W.D.	Code
2530 x 2000 x 2540	SCDLTN2020G
2530 x 3000 x 2540	SCDLTN3020G
2530 x 4000 x 2540	SCDLTN4020G



# Traditional shelters



Traditional shelter shown with optional traditional rack.


These shelters provide storage and security with a screened appearance for landscaped sites. Selected shelters can also be used for mixed parking of both cycles and motorcycles by fitting bike racks in one section.

- Robust all-weather construction.
- Choice of galvanised or powder coated sheet steel side & back panels.


- Adjustable feet for on-site positioning.
- Parabолts for surface mounting included. Must be bolted to 250mm thick concrete for stability.
- Site survey and erection service available.
- Perforated panels are supplied light grey as standard.
- Light blue panels available POA.
- Cycle racks sold separately.

## Colour options

Frame Colour Options



Extension Frame Colour Options



Please add corresponding letters to the end of the code

Traditional Shelter - Galvanised Sides, Open Back			
Size H.W.D.	Code	Initial	Extension
2180.2450.1900	SC211924G		
2180.2450.2500	SC212524G		
2180.3060.1900	SC211930G		
2180.3060.2500	SC212530G		

Traditional Shelter - Perforated Sides, Open Back			
Size H.W.D.	Code	Initial	Extension
2180.2450.1900	SC211924B		
2180.2450.2500	SC212524B		
2180.3060.1900	SC211930B		
2180.3060.2500	SC212530B		

Traditional Shelter - Galvanised Sides, Closed Back			
Size H.W.D.	Code	Initial	Extension
2180.2450.1900	SC211924K		
2180.2450.2500	SC212524K		
2180.3060.1900	SC211930K		
2180.3060.2500	SC212530K		

Traditional Shelter - Perforated Sides, Closed Back			
Size H.W.D.	Code	Initial	Extension
2180.2450.1900	SC211924C		
2180.2450.2500	SC212524C		
2180.3060.1900	SC211930C		
2180.3060.2500	SC212530C		

## Wall mounted shelters



A cost effective means of storing up to 8 bikes under cover, without the need for extensive ground works. Apart from the two front supporting legs, all parts mount to a suitable brick or stone wall.

Robust all-weather construction.

Comes complete with twin-level bike rack for storing up to 8 bikes.

Supplied in kit form with easy to follow instructions for on-site assembly and installation.

Parabолts for front support legs included. Must be bolted to 250mm thick concrete (wall fixings not included).



### Colour options

Please insert corresponding letter into the code\*



#### Wall Mounted Cycle Shelter For 8 Bikes

Size H.W.D.	Code
2270.3000.1900	SCW223019*IX

#### Wall Mounted Cycle Shelter Extension For 8 Bikes

Size H.W.D.	Code
2270.3000.1900	SCW223019*IE

# Cycle Racks



## Pillar Racks

A sturdy, value for money rack that grips the wheels. Bikes can be stored at two levels with wheel ramps to the upper level (ramps are bolted on). Available as single or double sided units.

- Made from tubular steel.
- Simply bolts to floor.
- Tough welded construction.
- Powder coated dark grey.

### Pillar Bike Rack - Single Sided

Size H.W.D.	Stores	Code
690.1450.985	4 Bikes	SRPILLSG4KXXX
690.2330.985	6 Bikes	SRPILLSG6KXXX

### Pillar Bike Rack - Double Sided

Size H.W.D.	Stores	Code
690.1450.1840	8 Bikes	SRPILLDS8KXXX
690.2330.1840	12 Bikes	SRPILLDSTKXXX

## Claw Racks

A stand alone twin-level bike rack for up to 12 bikes. Available as single sided units for siting against walls and double sided units for access from two directions.

- Made from tubular steel.
- Simply bolts to floor.
- Fully welded - no assembly required.
- Powder coated dark grey.



### Claw Bike Rack - Single Sided

Size H.W.D.	Stores	Code
670.1445.790	4 Bikes	SRCLAWSG4KXXX
670.2325.790	6 Bikes	SRCLAWSG6KXXX

### Claw Bike Rack - Double Sided

Size H.W.D.	Stores	Code
670.1665.790	8 Bikes	SRCLAWDS8KXXX
670.2545.790	12 Bikes	SRCLAWDSTKXXX



Image shows an optional galvanised scooter rack P.O.A.


## Scooter Racks

Stylish, robust and simple to use design. These racks are available in a wide range of primary colours to fit in with the surrounding environment. These scooter racks are popular in schools and public places where security could be a concern.

- Wide range of colours available.
- Powder Coated as standard, Galvanised finish available.
- Supplied with floor bolts for concrete fixing.
- Single and double sided option available.

### Scooter Rack

Size H.W.	Description	Stores	Code
800. 1050	Single Sided	10	SCOO8010
800. 1050	Double Sided	20	SCOO28010



## Traditional Racks

A sturdy twin-level rack designed to fit in a Traditional Cycle Shelter - see page 110. Up to 8 bikes can be stored by bars that grip the bike wheels.

- n Made from tubular steel.
- n Simply bolts to floor.
- n Fully welded - no assembly required.
- n Powder coated dark grey.

### Traditional Bike Rack

Size H.W.D.	Stores	Code
935.1750.600	6 Bikes	SRTRADCR6KXX
935.2350.600	8 Bikes	SRTRADCR8KXX



## Hoop Racks

Excellent for use as a free standing rack or for use with any of our shelters.

- n Made from 50mm dia. tubular steel.
- n Simply bolts to floor.
- n Fully welded - no assembly required.
- n Powder coated light grey other colour options available.

### Hoop Bike Rack

Size H.W.D.	Stores	Code
810.930.470	4 Bikes	SRHOOP072
810.1710.470	6 Bikes	SRHOOP133



## Bike Loops

Straightforward and simple, rider friendly, easy to use and encourages controlled and efficient cycle storage.

- n Made from 50mm dia. tubular steel.
- n Simply bolts to floor.
- n Fully welded - no assembly required.
- n Powder coated light grey other colour options available.

### Bike Loop

Size H.W.	Stores	Code
805.470	2 Bikes	SRLOOPSU2 SRLOOPGR2*

\*Used for grouting into floor - call sales for details



## SHEFFIELD LOOPS



This low maintenance cycle stand is a classic design which allows the bicycle wheel and frame to be locked securely onto the stand by the user's own lock.

- Sheffield loops can be surface mounted or grouted underground.
- Grouted loops are provided with 250mm length below ground, as standard; longer lengths can be provided on request.
- Available as galvanised or zinc coated and powder coated to any RAL colour - Non standard colours available at additional cost.
- Loops are also available in brushed or polished stainless steel on request.
- Adult loops are 800mm high x 715mm wide.
- Junior loops are 600mm high x 715mm wide.

### Sheffield Loops

Size	Mount Options	Galvanised	Zinc & Powder Coated
Adult	Floor Mounted	SRSHL8071FVX	SRSHL8071FJX
	Grouted	SRSHL1071GVX	SRSHL1071GJX
Junior	Floor Mounted	SRSHL6071GVX	SRSHL6071GJX
	Grouted	SRSHL8571GVX	SRSHL8571GJX



## sheffield Racks



**NEW DESIGN**



Sheffield racks provide secure parking for anything from 4 bikes upwards. Toast racks are a popular purchase for use with our range of cycle shelters and compounds.

- Racks comprised of two or more Sheffield Loops.
- Two to four loop units available as galvanised or zinc coated and powder coated to any RAL colour - Non standard colours available at additional cost.
- Units of five or more loops are available as galvanised only.
- Sheffield racks are available using either Sheffield Adult or Junior Loops.
- Desired space between loops must be specified at point of order.

### Sheffield Racks

Size	Loops	Galvanised	Zinc & Powder Coated
Adult	2	SRSHT80712VX	SRSHT80712JX
	3	SRSHT80713VX	SRSHT80713JX
	4	SRSHT80714VX	SRSHT80714JX
	5	SRSHT80715VX	SRSHT80715JX
Junior	2	SRSHT60712VX	SRSHT60712JX
	3	SRSHT60713VX	SRSHT60713JX
	4	SRSHT60714VX	SRSHT60714JX
	5	SRSHT60715VX	SRSHT60715JX



## Wall Mounted Cost Saver Bike Racks

These cost effective cycle racks for one bike are available in three designs with a choice of 90° or 60° angle to the wall.

- Fully welded construction.
- Made from mild steel.
- Choice of 90° or 60° angles.
- Powder coated exterior grade black.
- Order quantities may apply, please speak to the sales team.



Minimalist Design H.400 x W.100 x D.260

Angle	Code
90 Degrees	<a href="#">SRCSM904011A</a>
60 Degrees	<a href="#">SRCSM604011A</a>

## Floor Mounted Cost Saver Bike Racks

These cost effective cycle racks for one or two bikes are available for floor mounting onto concrete.



Double Sided H.560 x W.570 x D.120

Angle	Code
2 Bikes	<a href="#">SRCSFM25656A</a>

Single Sided H.560 x W.310 x D.120

Capacity	Code
1 Bike	<a href="#">SRCSFM15631A</a>